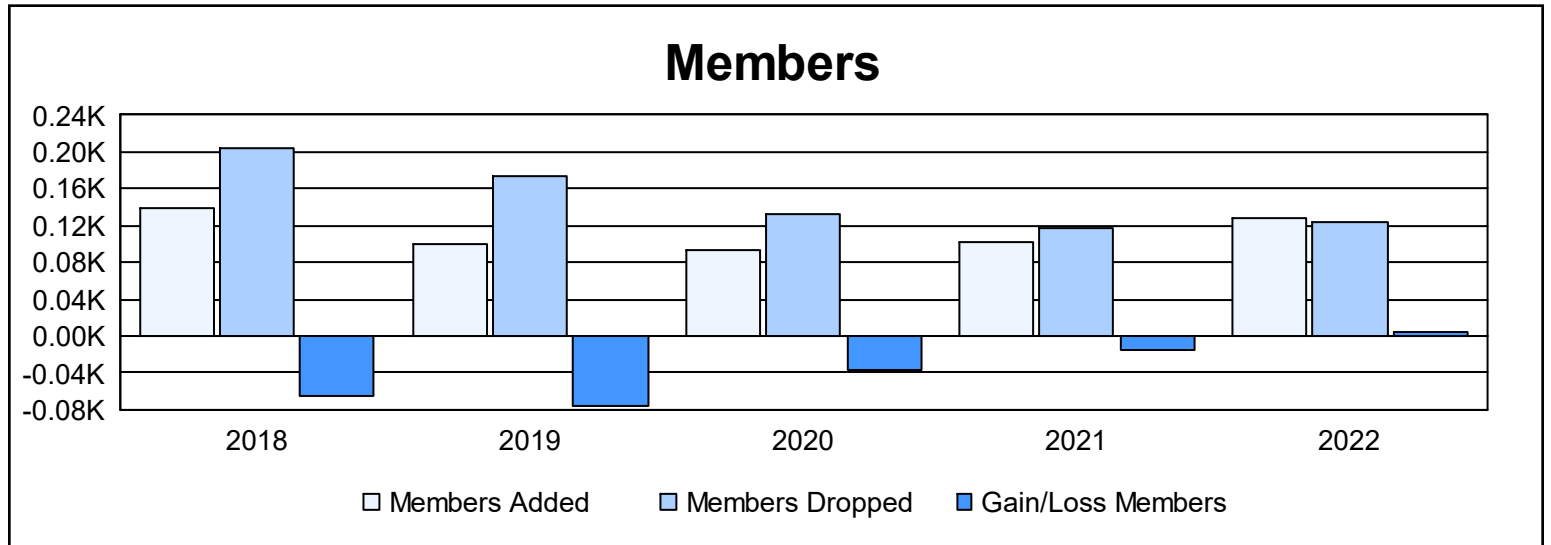
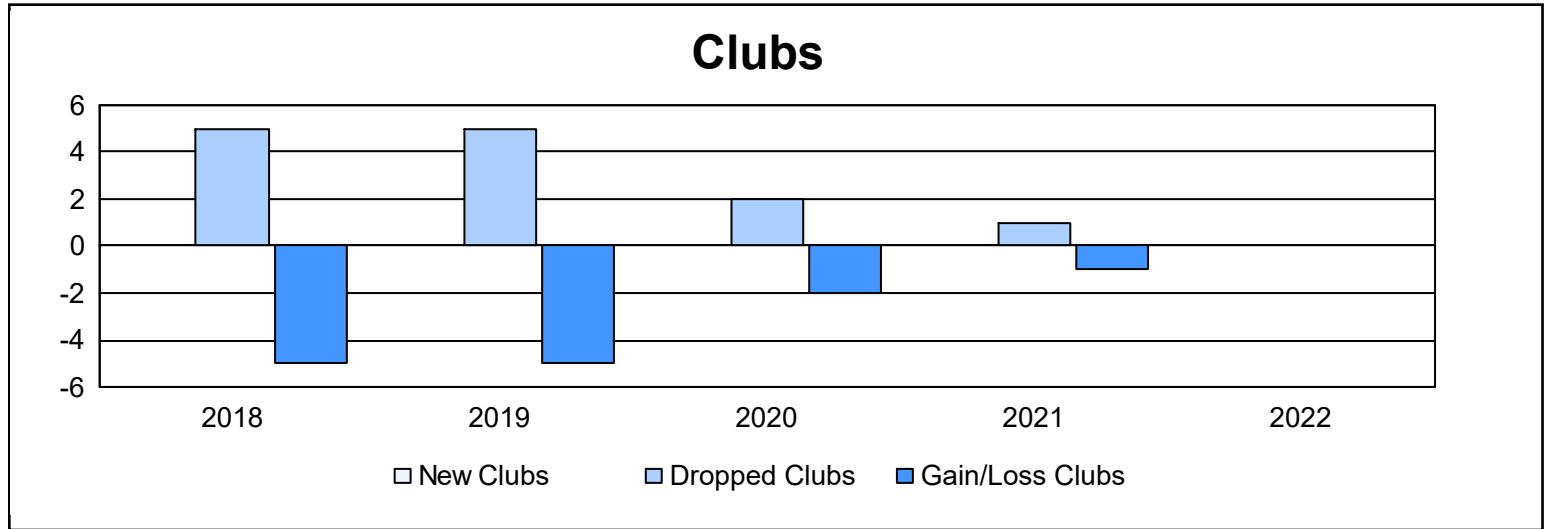
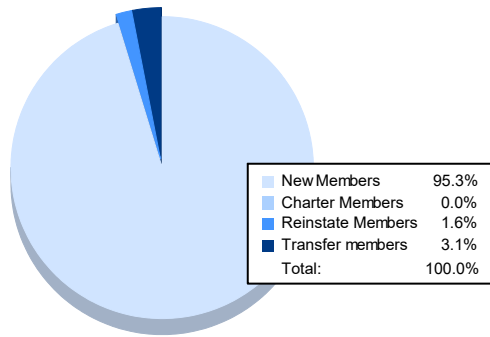


Year	New Clubs	Dropped Clubs	Gain/ Loss Clubs	New Members	Charter Members	Reinstate Members	Transfer Members	Total Member Added	Total Members Dropped	Gain/ Loss Members
2017-2018	0	5	-5	130	1	3	5	139	205	-66
2018-2019	0	5	-5	93	0	2	4	99	174	-75
2019-2020	0	2	-2	80	0	7	7	94	132	-38
2020-2021	0	1	-1	96	0	4	3	103	118	-15
2021-2022	0	0	0	121	0	2	4	127	123	4
<b>Average</b>	<b>0</b>	<b>3</b>	<b>-3</b>	<b>104</b>	<b>0</b>	<b>4</b>	<b>5</b>	<b>112</b>	<b>150</b>	<b>-38</b>



### Membership Composition June 2022 Cumulative



### Gender Composition June 2022 Cumulative

